

# Exhibit 1.1 Estimated Homeless Counts during a One-Year Period<sup>1</sup>

Reporting Year: 10/1/2016 - 9/30/2017

Site: Milwaukee

	Persons in Families in Emergency Shelters	Persons in Families in Transitional Housing	Persons in Families in Permanent Supportive Housing	Individuals in Emergency Shelters	Individuals in Transitional Housing	Individuals in Permanent Supportive Housing	Estimated Total Number of Homeless Persons Across Reporting Categories*
<b>Total Estimated Yearly Count<sup>2</sup></b>							
<i>Estimated Total Count for Period</i>	1,690	38	374	3,444	257	1,426	7,229
<b>Point-in-Time Counts<sup>3</sup></b>							
<i>Estimated Total on an Average Night</i>	201	19	301	312	85	1,271	2,189
<b>On a single night in...</b>							
<i>October 2016</i>	248	27	296	359	106	1,251	2,287
<i>January 2017</i>	192	26	307	336	96	1,266	1,916
<i>April 2017</i>	194	14	301	303	75	1,278	2,165
<i>July 2017</i>	190	12	290	308	74	1,275	2,149
<b>Number of Families<sup>4</sup></b>							
<i>1 year count (October 1-September 30)</i>	518	17	112				
<b>Point-in-Time Counts<sup>5</sup></b>							
<i>October 29, 2016</i>	71	12	91				
<i>January 28, 2017</i>	61	11	92				
<i>April 29, 2017</i>	56	7	90				
<i>July 29, 2017</i>	56	6	86				
<b>Estimated Utilization and Turnover Rates</b>							
<i>Estimated Average Utilization Rate<sup>6</sup></i>	77%	53%	85%	68%	65%	94%	
<i>Turnover Rate<sup>7</sup></i>	6.53	1.06	1.05	7.55	1.98	1.06	
<b>Estimated Counts by Household Type<sup>8</sup></b>							
<i>Individual adult male</i>				2,422	218	1,037	
<i>Individual adult female</i>				517	39	349	
<i>Adult in family, with child(ren)</i>	567	17	140				
<i>Children in families, with adults</i>	1,118	21	234				
<i>Households with only adults</i>				0	0	40	
<i>Households with only children</i>				132	0	0	
<i>Unaccompanied child</i>				360	0	0	
<i>Missing this information</i>	5	0	0	13	0	0	

## Exhibit 1.2 Detailed Derivation of Estimated Homeless Count<sup>1</sup>

Reporting Year: 10/1/2016 - 9/30/2017

Site: Milwaukee

Step	Description	Source	Persons in Families in Emergency Shelters	Persons in Families in Transitional Housing	Persons in Families in Permanent Supportive Housing	Individuals in Emergency Shelters	Individuals in Transitional Housing	Individuals in Permanent Supportive Housing	
1	Unduplicated number of persons in participating in HMIS	HMIS data from providers that participate in HMIS	1,593	38	374	3,444	257	1,426	Persons
2	Number of emergency, year-round equivalent beds in HMIS (i.e., bed capacity for participating providers)	SuperNOFA Housing Inventory Chart	244	36	355	456	130	1,349	Beds
3	Average number of clients served per bed	Step 1 ÷ Step 2	6.53	1.06	1.05	7.55	1.98	1.06	Persons per Bed
4	Number of year-round equivalent beds for not participating in HMIS (i.e., bed capacity for non-participating providers)	SuperNOFA Housing Inventory Chart	15	0	0	0	0	0	Beds
5	Estimated unduplicated number of persons served by providers that do not participate in HMIS	Step 3 x Step 4	98	0	0	0	0	0	Persons
	Estimated number of persons served by participating and non-participating Providers. Note that this estimate double								

<b>6</b>	counts people who use participating and non-participating providers. This double count will be eliminated by the overlap adjustment below.	Step 1 + Step 5	1,691	38	374	3,444	257	1,426	Persons
<b>7</b>	Overlap factor is the square of [(Bed capacity for HMIS non-participating providers)/(Bed capacity for HMIS participating providers)]	(Step 4 ÷ Step 2) x (Step 4 ÷ Step 2)	0.00	0.00	0.00	0.00	0.00	0.00	is overlap factor
<b>8</b>	Number of persons who used more than one HMIS participating provider in the category	HMIS data from providers that participate in HMIS	164	4	0	413	9	18	Persons
<b>9</b>	Estimated number of persons in families that used both participating and non-participating providers	Step 7 x Step 8	1	0	0	0	0	0	is overlap (cross-over) adjustment
<b>10</b>	Total estimate of number persons that used either HMIS participating or non-participating Emergency Shelter	Step 6 – Step 9	1,690	38	374	3,444	257	1,426	Persons

Step	Description	Source	Persons in Families in Emergency Shelters	Persons in Families in Transitional Housing	Persons in Families in Permanent Supportive Housing	Individuals in Emergency Shelters	Individuals in Transitional Housing	Individuals in Permanent Supportive Housing	
11	Extrapolation Factor for non-participating providers: This is the factor applied to calculations that are based only on participating providers. It is used to estimate total number of persons served by participating and non-participating providers.	Step 10 ÷ Step 1	1.0611	1.0000	1.0000	1.0000	1.0000	1.0000	is the extrapolation factor for non-participating providers.
12	HMIS bed coverage rate	Step 2 ÷ (Step 2 + Step 4)	94%	100%	100%	100%	100%	100%	% of beds participating in the HMIS
13	Point-In-Time Extrapolation Factor. This is the factor applied to calculations that are based only on participating providers. It is used to estimate total number of persons served by participating and non-participating providers for values that report Point-in-time numbers. In contrast to the standard "Extrapolation Factor," the point-in-time Extrapolation fact does not include an adjustment for	Step 6 ÷ Step 1	1.0615	1.0000	1.0000	1.0000	1.0000	1.0000	is the extrapolation factor for point-in-time counts.

persons using  
multiple  
providers.

---

<sup>1</sup> This reports provides estimates of the homeless individuals and persons in families in Emergency Shelter and transitional housing programs that participate in HMIS, as well as those that do not participate in HMIS. The estimate is an “extrapolated count” and is based on the assumption that beds located in programs that do not participate in HMIS are occupied at the same rate as beds located in HMIS-participating programs. The complete derivation of the total extrapolation factors is detailed in the next table.

Adding values across categories will double count persons who appeared in multiple types of programs.

The estimates do not include persons that are served by "victim service providers," including rape crisis centers, battered women's shelters, domestic violence transitional housing programs, and other programs whose primary mission is to provide services to victims of domestic violence, dating violence, sexual assault, or stalking.

<sup>2</sup> These results are generated by multiplying the HMIS data by the Extrapolation Factor (Step 11, in table 2.)

<sup>3</sup> These values are generated by multiplying the HMIS data by the Point-In-Time Extrapolation Factor (Step 13, in table 2.)

<sup>4</sup> These results are generated by multiplying the HMIS data by the Extrapolation Factor (Step 11, in table 2.)

<sup>5</sup> These values are generated by multiplying the HMIS data by the Point-In-Time Extrapolation Factor (Step 13, in table 2.)

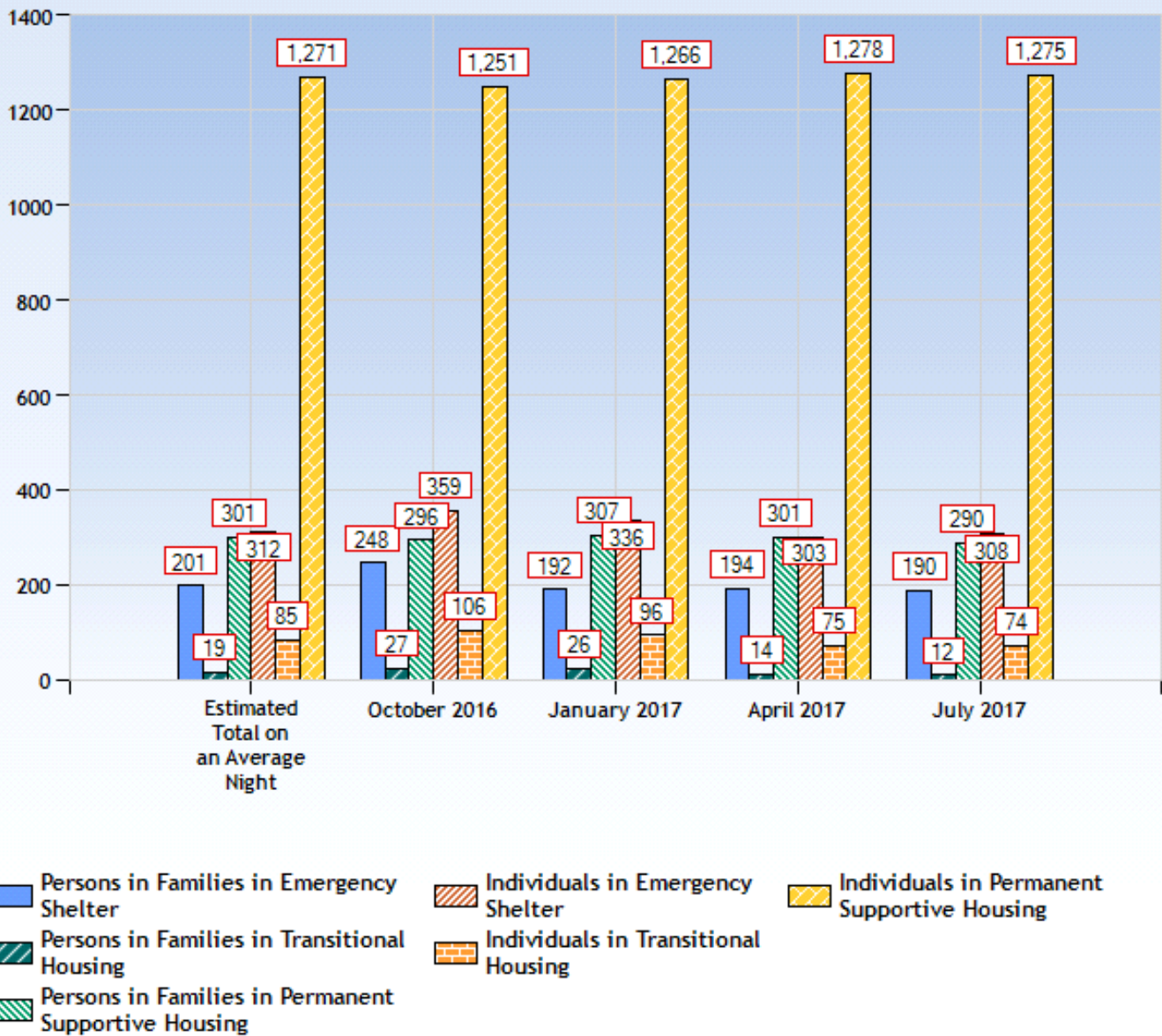
<sup>6</sup> These results are generated by dividing the HMIS data on persons on an average night by the total beds in HMIS.

<sup>7</sup> These results represent the average number of people who use each bed. It is generated by dividing the unduplicated count of persons recorded in HMIS, by the total number of beds in HMIS

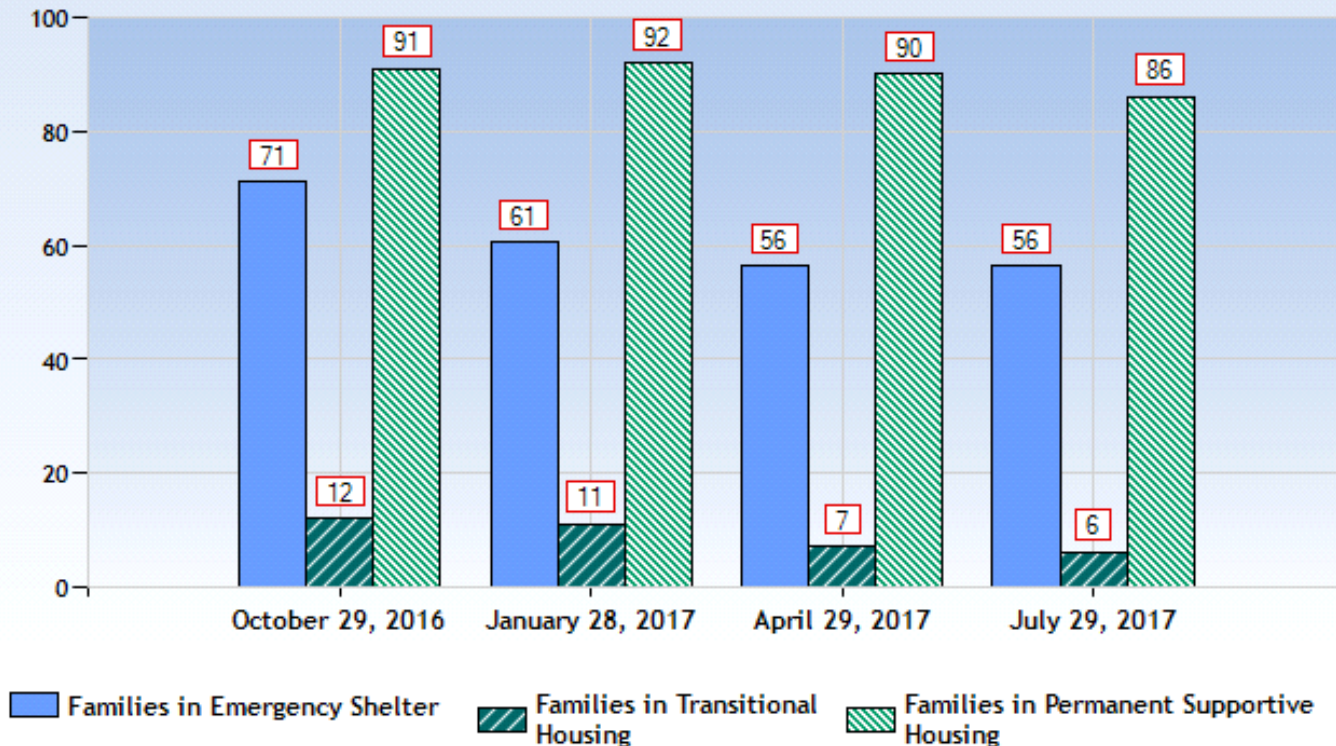
<sup>8</sup> These results are generated by multiplying the HMIS data by the Extrapolation Factor (Step 11, in table 2).

\* This value is generated by multiplying the sum of the extrpolated number of persons in each category by an overlap factor, which accounts for persons who use multiple categories. This value is based on the overlap rates among participating programs and adjusted to account for possible overlap in non-participating providers. In this site the adjustment factor is: For the PIT. These values are generated by adding the point in time counts across categories. It is assumed that persons do not appear in multiple programs on the same night.

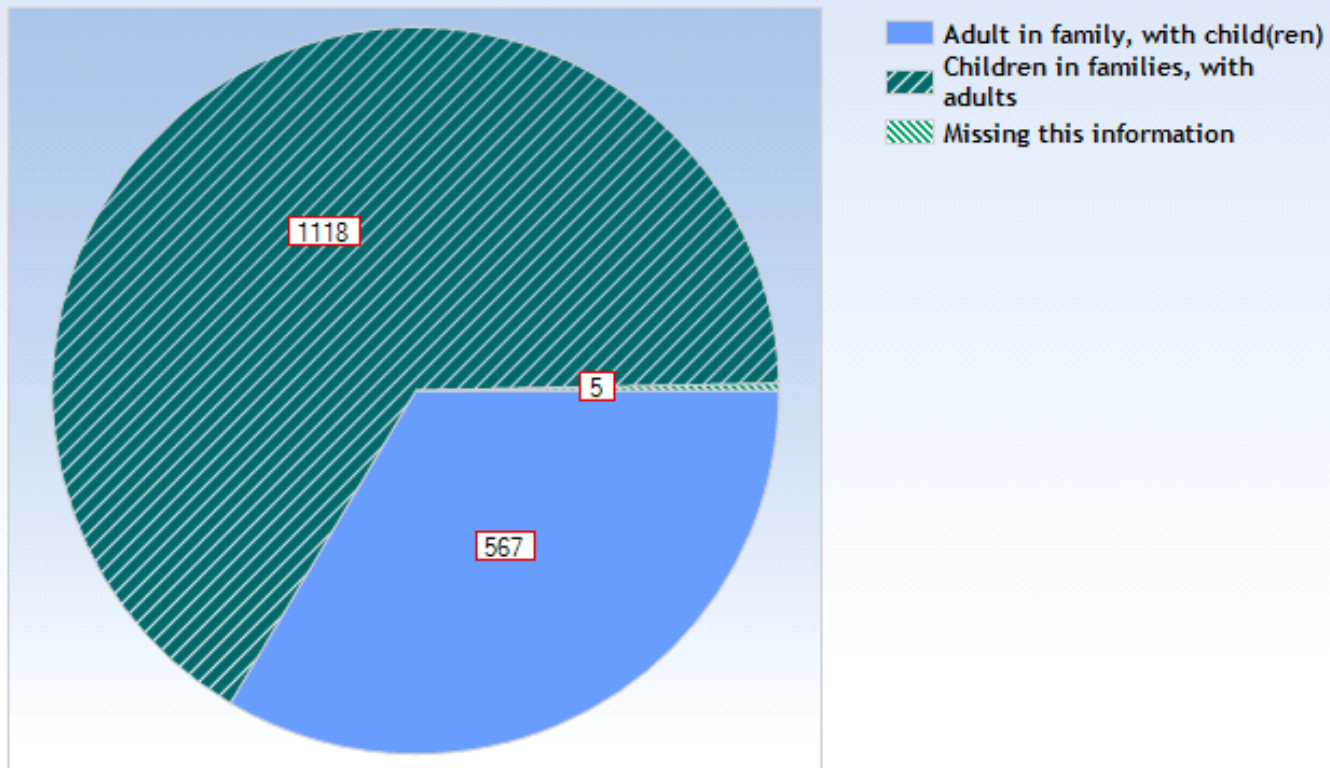
**Exhibit 1.3 Estimated Homeless Counts: Point in Time Counts**



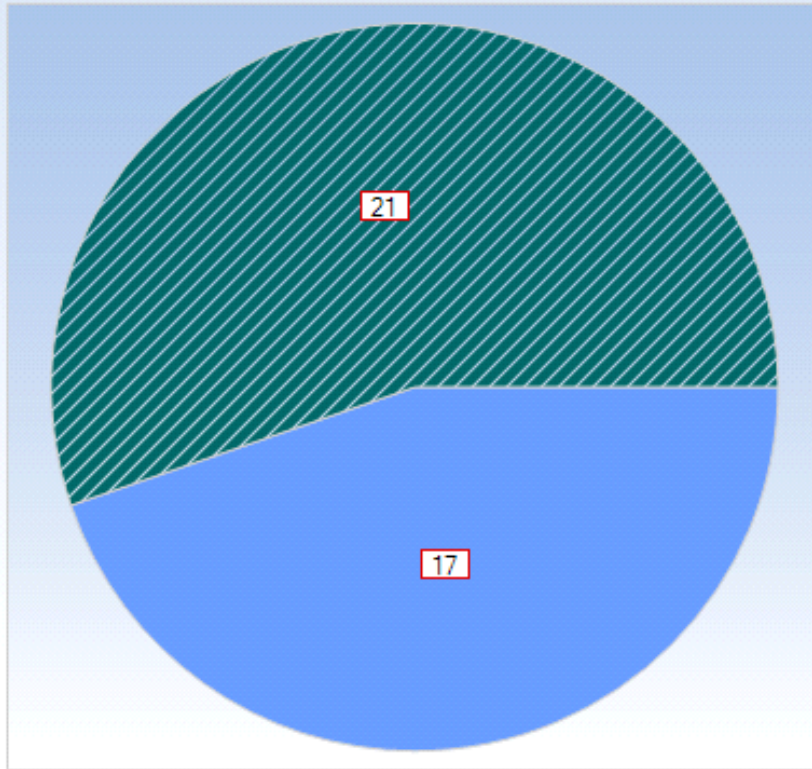
**Exhibit 1.4 Estimated Homeless Counts: Number of Families**



**Exhibit 1.5 Estimated Homeless Counts: Persons in Families in Emergency Shelter**

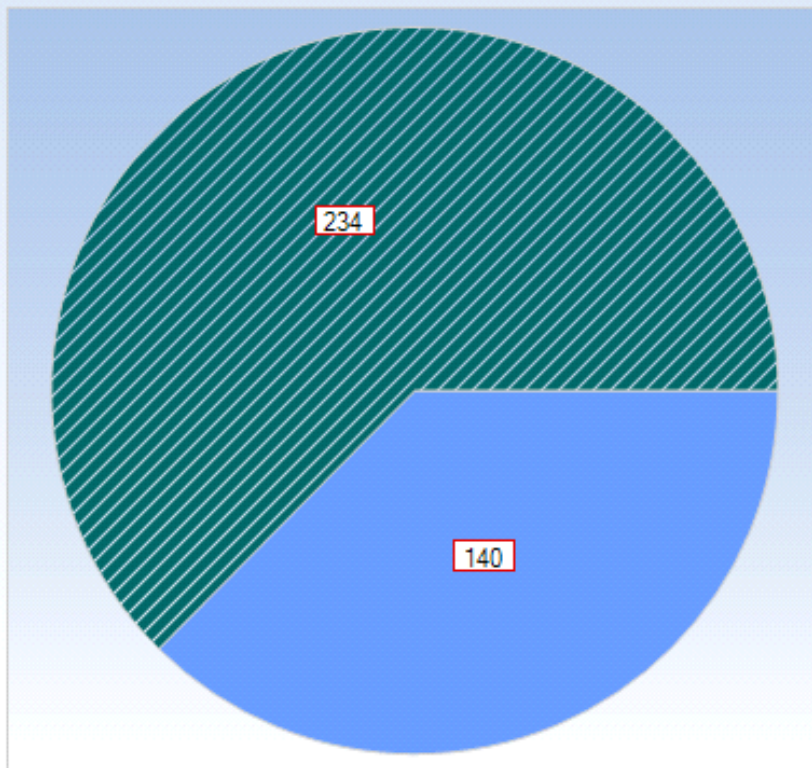


**Exhibit 1.6 Estimated Homeless Counts: Persons in Families in Transitional Housing**



- Adult in family, with child(ren)
- Children in families, with adults
- Missing this information

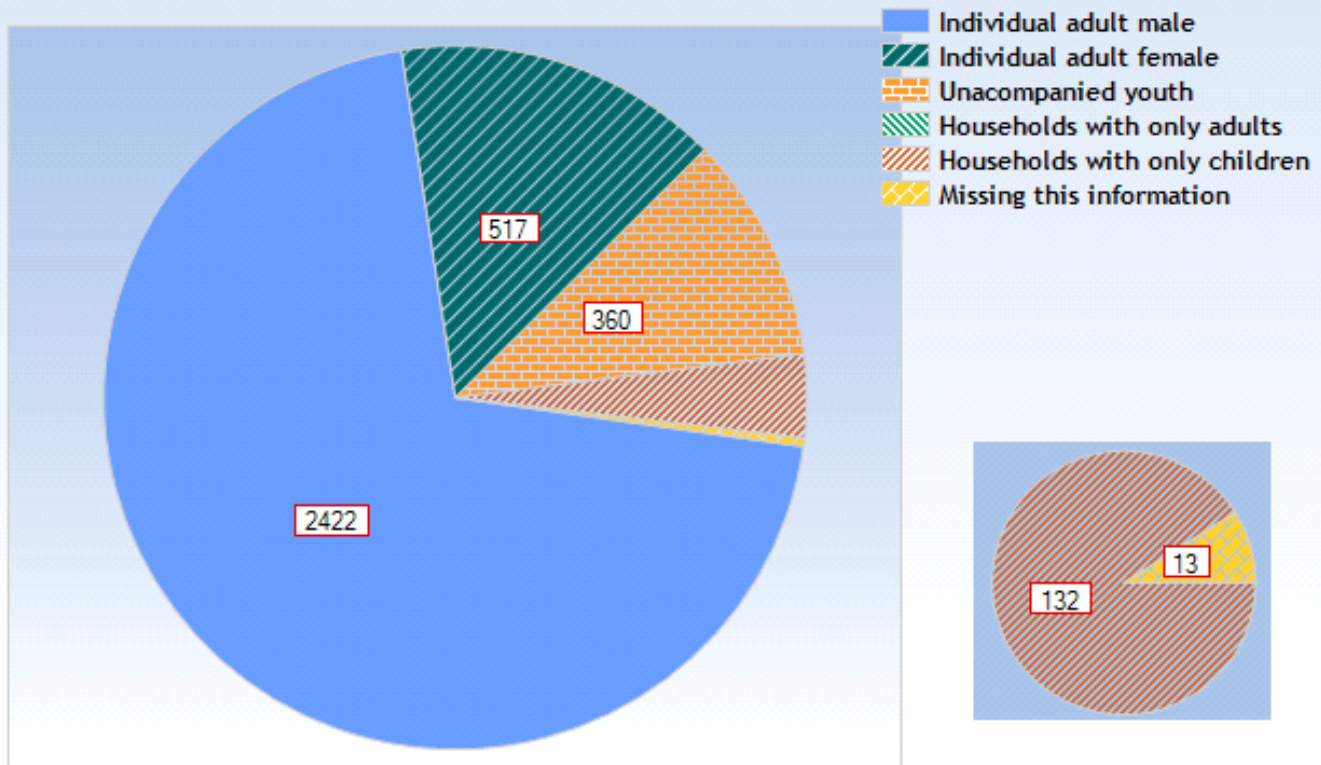
**Exhibit 1.7 Estimated Homeless Counts: Persons in Families in Permanent Supportive Housing**



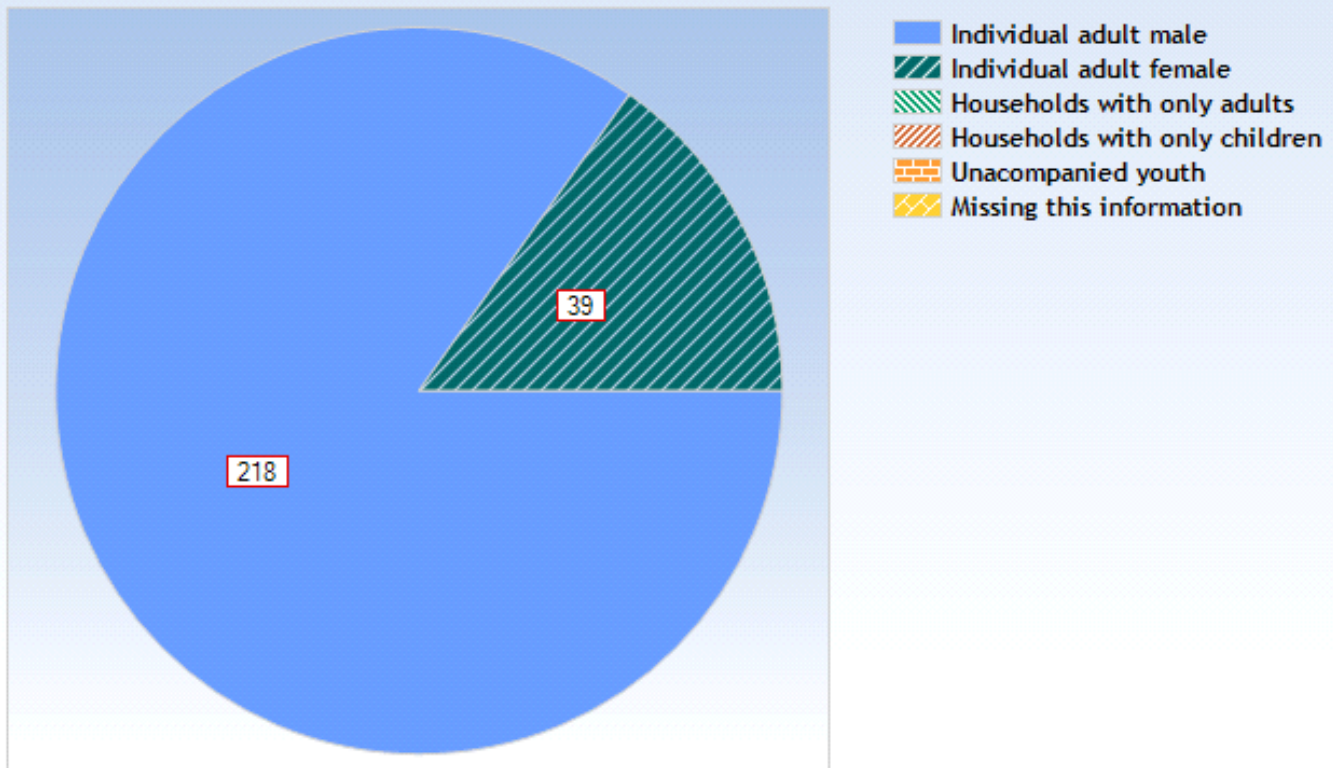
- Adult in family, with child(ren)
- Children in families, with adults
- Missing this information



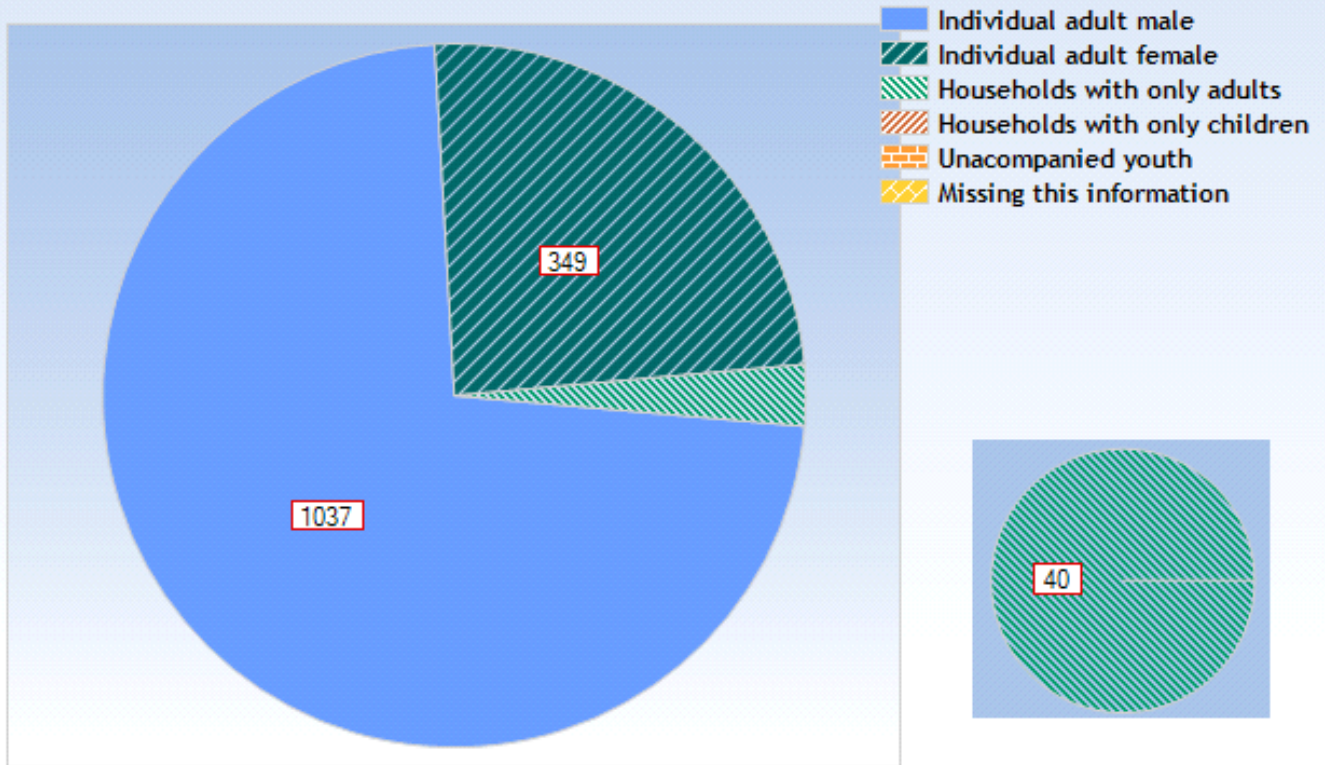
**Exhibit 1.8 Estimated Homeless Counts: Individuals in Emergency Shelter**



**Exhibit 1.9 Estimated Homeless Counts: Individuals in Transitional Housing**



**Exhibit 1.10 Estimated Homeless Counts: Individuals in Permanent Supportive Housing**



---

*\*\*Data in this category did not meet minimum participation criteria for participation in HUD's Annual Homeless Assessment Report.*

U.S. Department of Housing and Urban Development Office of Special Needs Assistance Programs  
451 Seventh Street, SW Room 7262 Washington, DC 20410

Developed under contract with the U.S. Department of Housing and Urban Development